

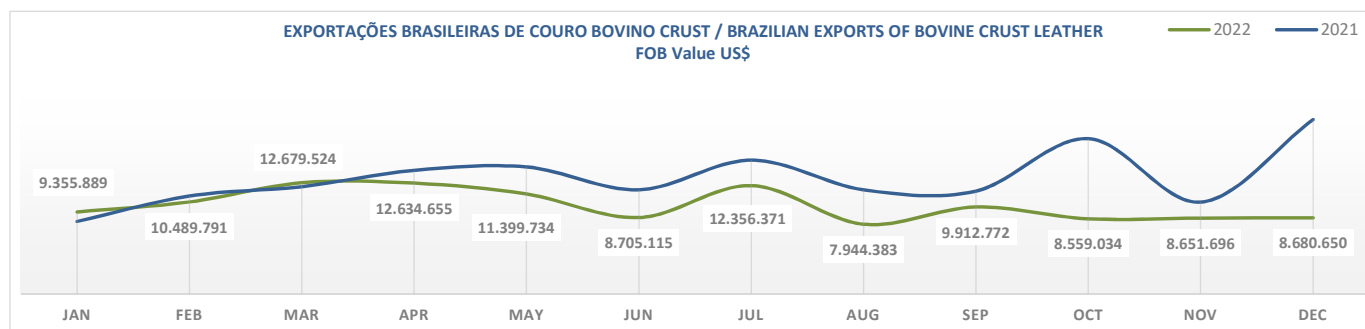
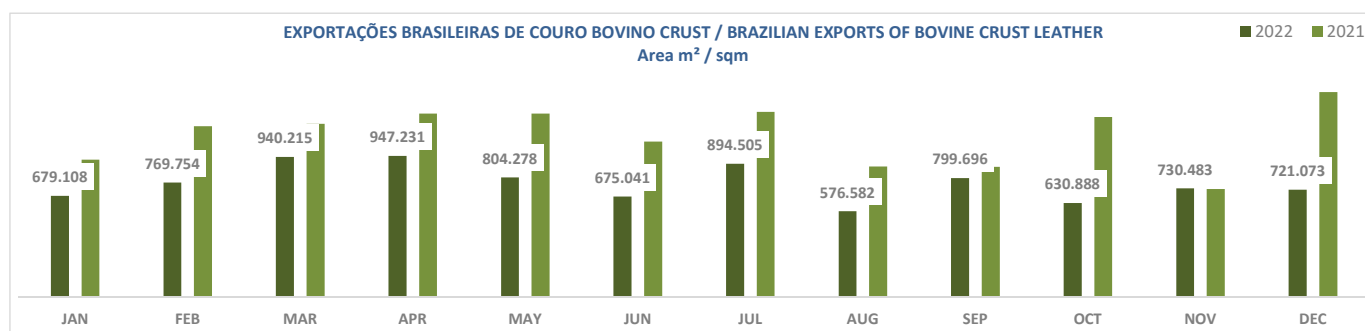
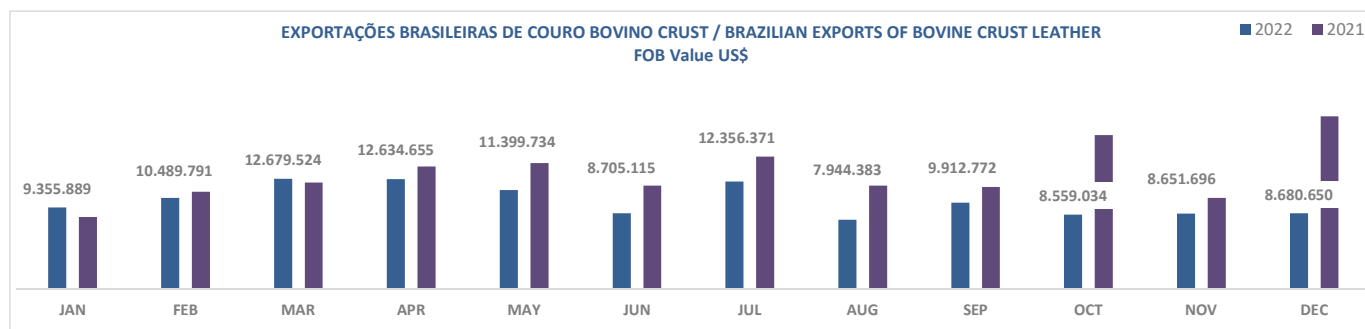
ESTATÍSTICAS

STATISTIC

EXPORTAÇÕES BRASILEIRAS DE COURO BOVINO CRUST BRAZILIAN EXPORTS OF BOVINE CRUST LEATHER

MONTH	FOB VALUE US\$		Δ		AREA m² / sqm*		Δ	
	2022	2021	MONTH	2022/2021	2022	2021	MONTH	2022/2021
JAN	9.355.889	8.264.324		-53,0%	679.108	922.142		-50,7%
FEB	10.489.791	11.164.227		12,1%	769.754	1.147.839		13,3%
MAR	12.679.524	12.240.815		20,9%	940.215	1.163.718		22,1%
APR	12.634.655	14.096.553		-0,4%	947.231	1.231.163		0,7%
MAY	11.399.734	14.488.172		-9,8%	804.278	1.233.097		-15,1%
JUN	8.705.115	11.883.398		-23,6%	675.041	1.043.964		-16,1%
JUL	12.356.371	15.261.460		41,9%	894.505	1.242.616		32,5%
AUG	7.944.383	11.876.082		-35,7%	576.582	876.911		-35,5%
SEP	9.912.772	11.726.519		24,8%	799.696	873.750		38,7%
OCT	8.559.034	17.721.425		-13,7%	630.888	1.209.333		-21,1%
NOV	8.651.696	10.469.120		1,1%	730.483	725.260		15,8%
DEC	8.680.650	19.891.768		0,3%	721.073	1.377.027		-1,3%
Total	121.369.614	159.083.863		-23,7%	9.168.854	13.046.820		-29,7%

Source: SECEX / Prepared by CICB



REALIZAÇÃO

Brazilian leather

PROMOÇÃO

